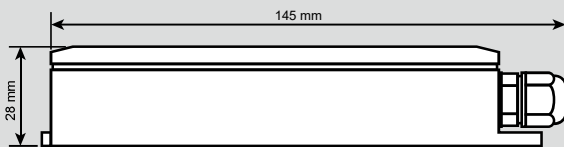




2.4G Wireless Airwave Switch JM-102

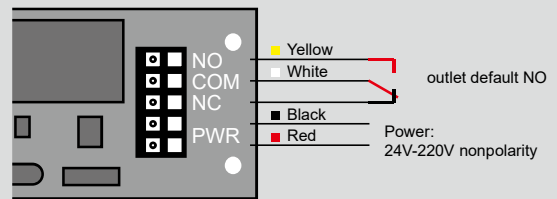
Outline dimension



Installation dimensions



Wiring



Code matching

Code matching: Press the setting key "S1" briefly, and the indicator light will flash slowly into the code matching state, triggering the transmitter to be matched. The indicator light will flash several times and the code matching will be completed.

In this state, the operation needs to be completed within 20 seconds, and the code matching will be automatically exited after the timeout.

Code deletion: Press the setting key "S1" for about 10 seconds, light is slow flash before into flash, deletion is completed.



When the switch leaves the factory, it has completed the code matching. Users generally do not need to re-match the code.

There is no need to delete the code before re-matching the code. After matching the code, the original code is automatically deleted.

After recoding, the switch automatically enters the normal mode.

Instructions state

always bright	standby
Flash flash	airwave triggered and relay action
Slow flash	code matching state, flash for 20 seconds without operation, exit to standby state
Flash once every 1 second	the power of the transmitter is insufficient, the switch is in a protected state, and the transmitter battery needs to be replaced. (Advanced Mode Valid)
Flash 3 times every 1 second	the switch has not been coded and the switch is in a protected state.

Mode conversion

The switch has two working modes: normal mode and advanced mode. and the user can change the setting by himself.

Normal mode: only has basic output protection function. The factory default mode.

Advanced mode: In addition to the basic mode function, the transmitter power loss, fault indication and protection functions are added.

Setting method: Press the setting key "S1" to turn on the power. After the indicator light flashes for about 5 seconds, it becomes normally on or off, which can be switched between the two modes circularly. Normally on is the advanced mode and off is the normal mode.

Conventional parameters

Operating temperature:	-20℃ ~ 60℃
Protect level:	IP56, Normal
	IP67, To be customized
Overall dimensions:	122×35×28
Maximum size:	145×35×28
Installation aperture:	4mm

Parts details

Rubber plug:	2pcs
Installation screws:	4.2×25 4pcs
Retention retaining circlip:	1pcs

Emitter parameters

Transmit frequency:	2.4GHz
Transmit power:	6dBm
Reaction time:	20ms
Trigger pressure:	3mbar
Maximum bearing pressure:	500mbar
Battery specification:	1.5V AAA × 2
Battery life:	2 years
Pipe diameter:	4mm
Length of lead pipe:	500mm

Receiver parameters

Supply voltage:	AC 24V ~ 220V
	DC 24V ~ 220V
Standby power consumption:	1W
Output Type:	NO (default)
	NC
Load capacity:	1A @250V
Sensitivity:	-96dBm
Action time:	50ms
Lead length:	500mm
Cable type:	24AWG